

QASMT

Dress Code Policy

Inspiring Great Minds



Queensland Academy
for Science Mathematics
and Technology



1. RATIONALE

Queensland Academy for Science Mathematics and Technology's (QASMT) vision is; *'a world class education that nurtures excellence and fosters global leadership for an ever-changing world'*. We believe that the QASMT dress code standards reflect this vision and the level of pride in our school community; our professional image, our values and our sense of belonging. We expect our students to wear the school uniform with pride and to maintain high dress code standards at all times, both inside and outside of the school grounds. To ensure a sense of belonging, our dress code is inclusive in language and choice. We believe that providing inclusive and flexible uniform options, is a critical step in allowing personal preference and preventing discrimination on the basis of gender or cultural identity.

2. SCHOOL COMMUNITY BELIEFS ABOUT THE IMPORTANCE OF WEARING THE CORRECT UNIFORM

In accordance with [Section 360 of the Education \(General Provisions\) Act 2006 \(QLD\)](#), the QASMT Dress Code Policy:

- has been developed in consultation with the school community;
- is consistent with health and safety considerations;
- complies with anti-discrimination legislation;
- considers affordability, functionality, and durability of uniform items; and
- provides uniform options, such as shorts and pants/trousers, in all uniform categories for all students, regardless of gender.

The [Queensland Department of Education School Dress Code Policy](#) is designed to respect the rights of students and schools. It is important that students, staff and parents and caregivers have a shared understanding of the importance of wearing the correct uniform and the process involved in making any decisions regarding the QASMT Dress Code Policy.

QASMT:

- follows the Department of Education and Training guidelines in relation to [Student Dress Code](#) and [Sun Safety](#);
- follows the guidelines outlined in the [QASMT Inclusion and Equity Policy](#) and [QASMT Gender Diversity Strategy](#);
- believes that the school dress code reflects school community standards and balances the rights of individual students with the best interests of the whole school community;
- promotes an inclusive school community which is respectful of gender and cultural diversity;
- establishes a welcoming culture of school pride, a positive learning environment and high expectations; and
- improves student safety by enabling staff to identify people within the school grounds who are not associated with the school.

3. RESPONSIBILITIES

Students should:

- attend school wearing the uniform as prescribed in this policy;
- ensure they wear the uniform with pride at school, to and from school, and when representing QASMT in the broader community;
- wear hats to and from school, on excursions and in the school grounds when in the sun. This applies to all students in Years 7-12.
- follow directions given by staff members with respect to student dress and appearance.

Parents/Caregivers should:

- ensure their child is supplied with the correct uniform as outlined in this policy, including requirements for shoes and hats;
- ensure their child wears the correct uniform to school each day;
- support their child to bring all required uniform items to school each day as prescribed within this policy.





QASMT will:





- monitor student uniform and support students to wear the correct uniform;
- update the school Dress Code Policy as required;
- advise students when the Formal Uniform is required (for special events and assemblies).




4. DEFINITIONS




Dress code	A standard specifying what is acceptable in relation to items of clothing, footwear and jewellery worn by the students, and the personal presentation of the students that applies when students are attending or representing the school.
Uniform types	Types of uniforms determined by a school to be appropriate for different occasions or activities. At QASMT, they are Day, Formal and Active Wear.
Uniform categories	Categories of uniform items determined by the school for each uniform type. At QASMT, uniform categories are identified as shirts, bottoms, accessories and optional items.
Uniform styles	Styles of items in each uniform category. At QASMT, students may choose to wear Style A, Style B or a combination of Style A and B for the Day and Formal uniform types.




5. DAY UNIFORM (Terms 1 and 4)

Item	Year Level	Item Description	How to be worn	When to be worn
Shirt	All	<p>White short sleeved with embroidered logo on chest pocket.</p> <p>Style A Fitted cut, flared bottom hem, designed to be worn out</p>  <p>Style B Box cut, straight bottom hem, designed to be worn tucked in</p> 	<p>Style A shirt must be worn over school skirt, shorts or trousers and appropriately sized, so that it will not allow flesh to be seen when arms raised.</p> <p>Style B shirt must be worn tucked in to skirt, shorts or trousers. The collar must be turned down.</p>	All year
Tie	7-9	<p>Navy and red striped with embroidered school logo.</p> <p>Style A Short tie</p>  <p>Style B Long tie</p> 	Both short and long styles must be worn neatly and tied up fully at the first buttonhole.	All year





Tie/Scarf	10-12	<p>Striped with school logo.</p> <p>Style A Silver scarf with red stripe and school logo</p>  <p>Style B Long tie with charcoal stripes</p> 	<p>Style A must be worn neatly and tied up fully at the first buttonhole.</p> <p>Style B must be worn neatly around the neck at all times throughout the year. Should be tied using appropriate knot and positioned at the second buttonhole.</p>	All year
Pants/trousers	All	<p>Tailored charcoal pants/trousers with embroidered school logo at side pocket.</p> <p>Style A Flat front with wide waistband without belt loops and button adjustable waist</p>  <p>Style B Pleated front with fob pocket, belt loops on waistband and elastic adjustable waist</p> 	Must be worn around the waist. Pants are to be worn to the top of the heel at the back (length).	All year

Shorts	All	<p>Tailored charcoal shorts with embroidered school logo at side pocket.</p> <p>Style A and B option is the same</p> 	<p>Must be worn around the waist. Shorts are to be worn to the top of the knee (length).</p>	All year
Skirt	All	<p>Tailored charcoal skirt with logo at hemline.</p> <p>Style A option only</p> 	<p>Skirt to be worn on the knee with logo clearly showing at hemline and sitting on the waist. Skirt waist band to be worn flat and not turned over.</p>	All year
Belt	All	<p>Black belt with silver buckle.</p> 	<p>Must be worn with classic fit trousers or shorts, at waist. Plain with silver buckle and black keeper. No studded belts allowed.</p>	All year

Shoes	All	<p>All black leather (or vegan leather) laced-up shoes of plain conventional design, with black stitched all leather upper and heels 2cm maximum. There must be no coloured markings or non-black sides. Please see appendix for guidance on suitable styles.</p> 	<p>Shoes must be in good order and able to be polished. Laces are to be tied tightly with a bow at the top. Back must be firm to support the heel.</p> <p><i>*Not available from the uniform shop</i></p>	All year
Socks	All	<p>Pants/trousers Dark grey (over the ankle) length with white school logo</p> 	<p>Socks are to be worn pulled up with no skin exposed between trouser hemline and shoe. Strictly no sports socks allowed with the day wear classic or slim fit trousers.</p>	All year
	All	<p>Shorts Plain white crew (over the ankle) length with school logo or white sports sock emblazoned with school name and logo</p> 		



	All	<p>Skirt Plain white crew (over the ankle) length with school logo or white sports sock emblazoned with school name and logo</p> 	<p>Socks are to be worn pulled up with logo in sight. Strictly no knee-highs.</p>	
Hat	All	<p>Style A Nylon Breton style formal hat in charcoal colour with logo on hat band</p>  <p>Style B Felt formal hat in charcoal colour with logo on hat band</p> 	<p>Hats must be in good order and worn in a manner that protects the face from sun. They are to be worn to and from school, during breaks and when outside.</p>	Compulsory all year
Cultural dress	All	<p>The variations to uniform for cultural reasons include: A plain white, black or navy non-transparent head scarf with no ornamentation.</p> <p>A long-sleeved Academy shirt, ordered from the uniform shop. No skivvies or alternatives are to be worn visible under the shirt.</p> <p>A plain white, black or navy turban.</p>		Optional all year

OPTIONAL ITEMS

Hair ribbons	All	School hair ribbon or scrunchy in red or blue. 	Worn over hair ties. No other colours are permitted including scrunchies.	Optional all year
Winter scarf	All	Knitted scarf with school logo. 	Tied neatly around neck.	Terms 2 & 3
Bike pants	All	Navy bike short with school logo 	Recommended for under formal skirts for privacy (if not visible).	Optional all year
Stockings	All	Black opaque stockings of conventional design.	This option involves the wearing of stockings instead of socks. Stockings must be opaque black, with no patterns or embroidery.	Optional all year
Hijab	All	Fabric head covering in white, navy or black	Hijab can be worn with both formal and active wear.	Optional all year
Jumper, cardigan or vest	All	Navy knitted jumper, cardigan or vest, with embossed school logo 	Sleeves are not to be pulled over the hands. Must remain in good condition.	Optional all year






6. FORMAL UNIFORM (all formal occasions and Term 2 and 3)





The Formal Uniform is all the items of the Day Uniform items plus a blazer.



Item	Year Level	Item Description	How to be worn	When to be worn
Blazer	7-9	<p>Tailored red blazer with embroidered school logo on chest pocket.</p> <p>Style A Fitted cut</p> <p>Style B Box cut</p> 	<p>Must be purchased for start of academic year. Must be worn to and from school during Terms 2 & 3 plus all special occasions, formal assemblies and excursions.</p> <p>*May also be worn at any other times with the Day Uniform if desired.</p>	<p>Can be worn all year</p> <p>Must be worn in Terms 2 & 3 and all formal occasions</p>
	10-12	<p>Tailored charcoal blazer with embroidered school logo on chest pocket.</p> <p>Style A Fitted cut</p> <p>Style B Box cut</p> 		

7. ACTIVE WEAR UNIFORM



The Active Wear Uniform is to be worn only for PHE and sport classes and training, and on the designated whole school Active Wear day, currently Friday.



Item	Year Level	Item Description	How to be worn	When to be worn
Shirt	7-9	White and red striped polo with school logo. (Available in long sleeve sun safe option) 	Worn over sports shorts with collar down. Sleeves are not to be rolled up.	For sports, sports training and PHE lessons only.
	10-12	White and navy striped polo with school logo. (Available in long sleeve sun safe option) 		
Shirt cultural option	All	Plain white skivvy may be worn under shirt. 		
Shorts	7-9	Red shorts with school logo. 	To be worn at waist height and not to be rolled up.	
	10-12	Navy shorts with school logo. 		

Tracksuit	All	<p>Navy/red/white colours with school logo only.</p> 	Only to be worn with active wear.	
Sports shoes	All	<p>Appropriate conventional exercise shoes (lace up). These must be strictly a sports shoe, no canvas shoes of any brand. Laces to match shoe colour. Non-marking or white soles are required for use in the auditorium.</p> 	No open shoes. Laces are to be tied tightly with a bow at the top. Slip on shoes and canvas shoes are not acceptable.	
Socks	All	<p>White sports socks emblazoned with school name and logo.</p> 	Worn pulled up with logo in sight. No long socks permitted.	For sports, sports training and PHE lessons only.
Sports cap	All	<p>Navy with red sides sports cap with logo.</p> 	The school logo and brim must be worn at the front. Sports cap must be worn at all times during activities. Only to be worn with Active Wear.	

Bucket Hat	All	<p>Bucket hat – reversible, features house colour inside</p> 	May be used instead of sports cap. Only to be worn with Active Wear.
Draw string sports bag	All	<p>Navy drawstring bag with school name and logo.</p> 	Used to carry Active Wear Uniform to PHE classes, and other sporting activities.

ADDITIONAL COMPULSORY ITEMS

Item	Year Level	Item Description	How to be worn	When to be used
Laboratory coat	All	<p>White lab coat with school logo on chest pocket.</p> 	Must be worn in science laboratories as required all year round.	All year
Laboratory goggles	All	<p>Clear Perspex goggles to be worn in the laboratories at all times.</p> 	Must be worn in science laboratories as required all year round.	All year

Backpack	All	Navy with school name and logo. 	Must be used every day throughout the academic year.	All year
IT Satchel	All	Charcoal with school name and logo. 	Used to carry books, equipment and laptop between classes.	All year

8. GENERAL SPECIFICATIONS

Hair

Hair should be clean and groomed in a neat and appropriate style with limited product. Hair that is shoulder length or longer, must be tied up with a natural hair coloured band. If wearing a ribbon or scrunchy, it must be red or navy, worn over hair ties that are similar to hair colour. Hair must be tied back and neat at all times and no long fringes/bangs, shaved undercuts or shaved patterns allowed. Minimum hair length must be a number 3 blade. Natural looking hair colour only. Hair must be conservative and of a non-attention seeking style. Extreme hairstyles or significant variations in hair length (including but not limited to, tracks, shaved undercuts, dreadlocks and rat's tails) are not permitted. No shaved heads will be allowed for any purpose other than medical reasons.

Facial hair growth needs to be neatly and closely shaven.

Jewellery

Plain sleepers or studs only, with no more than two earrings in each ear.



Any other body piercing such as nose rings, eyebrow rings or other visible body piercing are not to be worn as they are neither safe nor suitable for school. A necklace must not be visible. A simple wristwatch, smartwatch or exercise training band such as a Fitbit is acceptable and one simple plain ring.

Tattoos

Visible tattoos or body art are not permitted.

Make up

No makeup is to be worn to school with the exception of natural concealer or discreet sun factor makeup. Only clear nail polish is allowed.

Badges

Students may only wear badges on their uniform if they are school issued or endorsed. Charity badges are only to be worn for the duration of the campaign. Badges must be worn neatly on the lapels of the blazer.

9. WEARING THE ACTIVE WEAR UNIFORM FOR PHE, SPORTS EVENTS AND TRAINING

Students are required to wear the Day or Formal Uniform (depending on the time of year) **to and from school on days when they have PHE lessons**, and will get changed in the break times, prior to and after the lesson, to minimise disruption to lesson times.

Students who are being picked up or dropped off outside the Academy when attending sport training before or after school are permitted to wear the Active Wear Uniform to and from home.

Students catching public transport or walking to or from school for sport training **must wear the**

Day or Formal Uniform (depending on the time of year).

The school cap must be worn with the Active Wear Uniform, and students are encouraged to apply sunscreen as per the Department of Education's Sun Safety in Secondary Schools Guidelines.

10. NON-COMPLIANCE WITH THE DRESS CODE POLICY

Students out of uniform will be required to bring a note from parents/caregivers outlining a valid reason. This is each student's responsibility. Students not wearing the correct uniform must report to their House Dean and if unavailable, then any House Dean, before classes commence.

The following may occur for students out of uniform.

- Any student out of uniform will be issued with a uniform slip, which must be taken to class.
- Information will be recorded on DayMap.
- Students may be issued with a reflection or detention.
- Parents/caregivers may be contacted.
- Student may be sent to the Deputy Principal.
- An alternative program for the day may be provided for the student.
- The student may be sent home to dress appropriately.

Any variations to the dress code need to be applied for in writing to the Principal. From time to time, due to cultural or medical reasons, slight variations may be approved.

11. APPENDIX

ACCEPTABLE FORMAL SCHOOL SHOES ✓	UNACCEPTABLE FORMAL SCHOOL SHOES ✗
	